

HEAVY-DUTY SWING-OUT RACK FRAME



APPLICATION

The ProLine G2 Heavy-Duty Swing-Out Rack Frame allows 19-in. rack equipment or rack panels to pivot for better accessibility. New center pivot option allows 350-degree rotation with a 400 lb. (181 kg) load rating. Left or right offset option allows the frame to pivot out of the enclosure and is capable of 140-degree rotation. Hinges that provide 170-degree rotation are an optional accessory.

FEATURES

- Three pivot options for maximum flexibility (center, left, right)
- Complies with ANSI/EI A RS-310-D rack-mounting standards
- Mounts to inside of frame at any vertical location; can be located at any depth using grid straps/rail system. Deeper mounting affects the degree of opening of swing-out frame

SPECIFICATIONS

- Rack Frames are available for 600- and 800-mm wide enclosure frames
- For 600-mm wide enclosures, the rack frame uses the full width
- For 800-mm wide enclosures, there is 200-mm extra width and the rack frame can be installed on either side or in the center.
- Can be installed in right, left or both bays of 1200-mm wide frames using center uprights. Frame reducing brackets may also be used to accommodate a variety of frame widths.
- Center pivot option allows 350-degree rotation; left or right offset option allows 140-degree rotation and swings frame partially out of outer frame; optional hinges allow 170-degree rotation and swing frame completely out of outer frame
- Has cutouts to mount Frame Tie-Down Brackets (not included) for cable management
- Full-height swing-out rack frames are mounted to the top and bottom of the enclosure frame; smaller swing-out rack frames can be mounted to the vertical frame members or to the grid straps (order separately)
- Furnished with quarter-turn latch, mounting hardware and mounting brackets
- Mounting holes accommodate either English or metric cage nuts, which are ordered separately

FINISH

- Polyester powder paint; RAL 7035 textured light gray standard
- Custom colors available

LOAD RATING

Maximum equipment load is 400 lbs (181 kg) if center pivot is used; 125 lbs (56 kg) if an offset pivot is used (1.5 safety factor in either case).

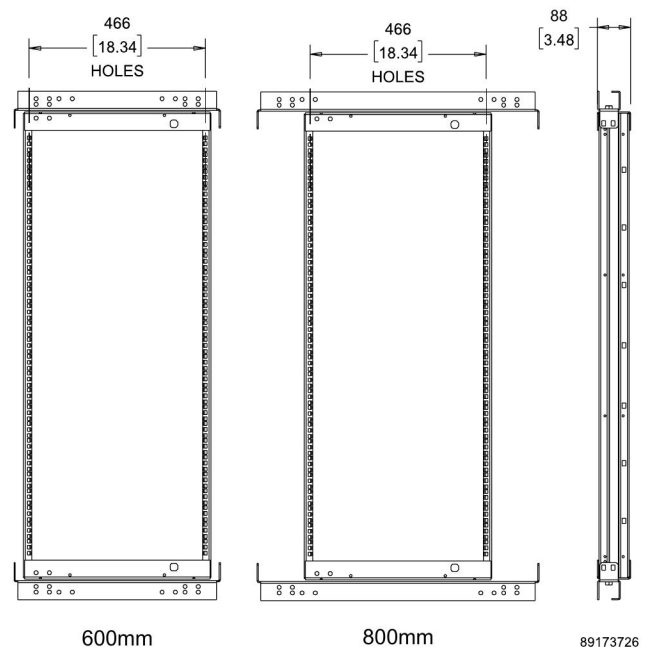
ACCESSORIES

- Rack Panels
- 170-Degree Hinge Kit
- Screw Package
- Cage Nut Package

BULLETIN: P40

Standard Product

Catalog Number	Fits Frame HxW mm	Rack Units
P2RSFH86	800 x 600	12
P2RSFH88	800 x 800	12
P2RSFH148	1400 x 800	25
P2RSFH146	1400 x 600	25
P2RSFH166	1600 x 600	30
P2RSFH168	1600 x 800	30
P2RSFH186	1800 x 600	34
P2RSFH188	1800 x 800	34
P2RSFH206	2000 x 600	39
P2RSFH208	2000 x 800	39
P2RSFH226	2200 x 600	43
P2RSFH228	2200 x 800	43



PARTIAL SWING-OUT RACK FRAME




APPLICATION

This 19-in. Rack Frame is used when a smaller, medium-duty swing-out frame is desired. Light-weight rack equipment fits nicely into this 800-mm tall swing-out frame, providing 90 degrees of rotation and increased accessibility.

FEATURES

- Side hinge brackets are used to mount the swing frame, allowing free access above and below the swing frame
- Used with any height enclosure and hinged on the right or left

SWING-OUT GUIDES



SPECIFICATIONS

- Furnished with hinges, two quarter-turn latches and mounting hardware
- Complies with ANSI/EIA RS-310-D rack mounting standards
 1. Swing-Out Rack Frame assemblies are supplied with mounting supports. Swing-Out Rack Frames can also be installed in right, left or both bays of 1200-mm wide frames using center uprights.
 2. Swing-out mounting supports mount to inside of frame at any vertical location.
 3. Mounting supports and swing-out frame can be located deeper into frame using grid system straps. Deeper mounting affects the degree of opening of swing-out frame.

FINISH

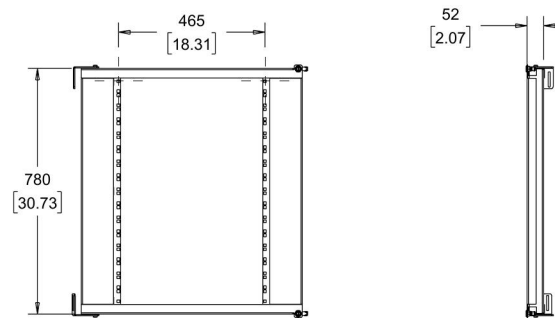
- Polyester powder paint; RAL 7035 textured light gray standard
- Custom colors available

LOAD RATING

Maximum load rating is 100 lb (45 kg)

BULLETIN: P20

Catalog Number	Fits Frame Width (mm)	Rack Units
PSF6	600	16
PSF8	800	16

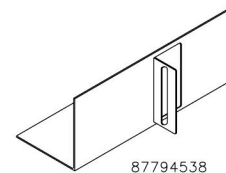


89146939

Guides can be mounted to a Heavy-Duty Swing-Out Rack Frame to provide extra support for rack equipment. Plated steel guides are furnished in pairs with mounting hardware included.

BULLETIN: P20

Catalog Number	Description
PSFG	Swing-Out Guides



87794538

170-DEGREE HINGE KIT




Use this kit in conjunction with the Heavy-Duty Swing-Out Rack Frame to provide increased accessibility to the back of rack equipment.

BULLETIN: P40

Catalog Number	Fits Frame
P2ARF170K	All

FULL ACCESS RACK



SPECIFICATIONS

- Rack Frame horizontal members are 10-gauge (3.0mm), while vertical members are 12-gauge (2.5 mm)
- All mounting hardware included for installation into 800mm wide enclosures
- Polyester powder paint; RAL 9005 black, fine texture standard

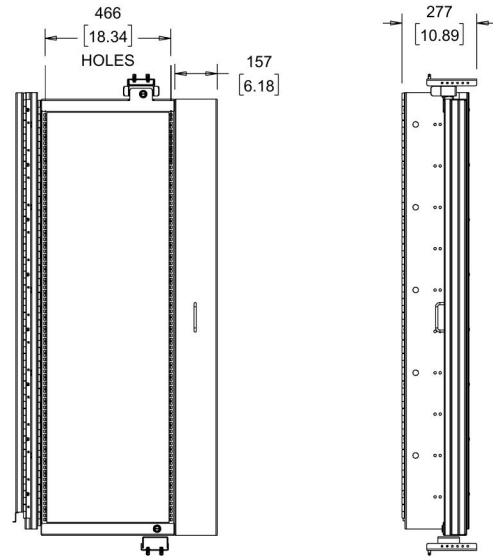
BULLETIN: P40

Standard Product

Catalog Number	Fits Frame HxW - mm	Rack Units
P2RFASFH188	1800 x 800	34
P2RFASFH208	2000 x 800	38
P2RFASFH228	2200 x 800	43

APPLICATION

The Full Access Rack is a design adaptation of the standard Heavy-Duty Swing-Out Rack Frame solution, serving a similar function but now allowing the rack frame to swing out of the enclosure for full access to 19-in. rack equipment. Depth adjustability up to 190mm (~7.5 in.) has also been built into the solution to accommodate equipment that extends forward beyond the rack frame. Left justified is the only standard configuration, and the minimum frame width must be 800mm to allow the rack frame to fully swing out of the enclosure. A filler panel with handle is included standard to occupy the space adjacent to the rack frame. The Full Access Rack has been rated to a load capacity of 300lb (136kg).

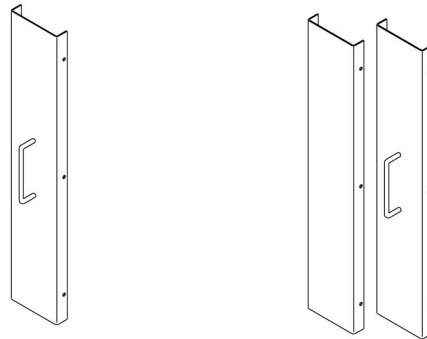


89170553

FILLER PANEL KIT



Catalog Number	Swing Frame Height mm	Enclosure Width mm	Mounting
PFPK77LR	700	700	Left or Right
PFPK78C	700	800	Center
PFPK147LR	1400	700	Left or Right
PFPK148C	1400	800	Center
PFPK167LR	1600	700	Left or Right
PFPK168LR	1600	800	Left or Right
PFPK168C	1600	800	Center
PFPK187LR	1800	700	Left or Right
PFPK188LR	1800	800	Left or Right
PFPK188C	1800	800	Center
PFPK208LR	2000	800	Left or Right
PFPK208C	2000	800	Center
PFPK227LR	2200	700	Left or Right
PFPK228LR	2200	800	Left or Right
PFPK228C	2200	800	Center

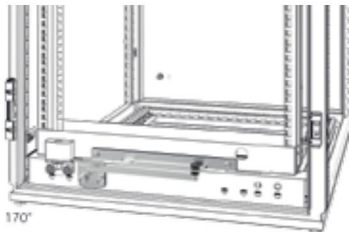


87415128

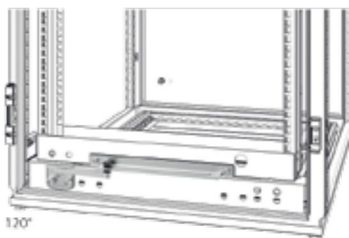
Used when mounting the ProLine G2 Heavy-Duty Swing-Out Rack Frames in 800-mm wide frames. The Filler Panel occupies the extra space between the frame and the swing frame. Includes a handle and all the hardware for mounting to the Swing-Out Rack Frame.

BULLETIN: P20

STOP ARM KITS



170°



120°

Use these kits in conjunction with the ProLine G2 Heavy-Duty Swing-Out Rack Frame to lock the rack frame in the open position. Kits consist of stop arms and mounting hardware.

Note: the 170-degree Stop Arm Kit can only be used on a Heavy-Duty Swing-Out Rack Frame with the 170-Degree Hinge Kit installed.

BULLETIN: P40

Standard Product

Catalog Number	Description
P2ARF120SA	120° Stop Arm
P2ARF170SA	170° Stop Arm